



Models

THM-SS
600lb to 3400lb
Mixing Capacity



Single Sigma Open Frame Mixer

Topos Mondial can offer a Single Sigma, "Open Frame", Sanitary Designed, 110 degree overtilt horizontal mixer (SSOFHM). These mixers are being offered in several sizes [600 lb through 3000 lb]. The bowl design is a single sigma agitator design. The reinforced mixing bowl, the bowl canopy, the main shaft and the single sigma agitator are all solid stainless steel. The mixer frames can also be made using mild steel coated in "STEEL IT" or from all stainless steel.

The mixing controls can be custom built to meet your exact mixing needs. VFD controls with a dynamic brake are standard for mixing versatility. The heavy duty "Hytos" hydraulic bowl tilting package is easily accessible under the stainless steel lift-off cover. Easy maintenance, heavy duty construction and super sanitary design are its trademarks.



toposmondial.com

Standard Features

The reinforced mixing bowl, the bowl canopy, the main shaft and the single/double sigma agitator are all solid stainless steel

All S/S NEMA 4x electrical control enclosure is built to suit with timers and relay logic or with PLC and Panelview controls.

The optional bowl jacket is insulated and covered with a sanitary welded S/S cover.

Available in Nominal Sizes for 600 lbs through 3400 lbs of mixing.

The agitator design is a proven single sigma configuration.


Direct drive, high efficiency, gearmotor drive.

The 110 degree overtilt horizontal mixer bowl is standard. Other overtilt angles are also available.

Hydraulic package is covered with a lift off S/S cover, and includes the manual pump option.

"Open Frame" Sanitary Design for fast and easy cleaning.

The mixer frames can also be made using mild steel coated in "STEEL IT" or from solid stainless steel.



toposmondial.com

600 Queen St. Pottstown, PA, USA - +1.610.970.2270



Options and Accessories




Mixer operator control stations can be designed and built to meet the exact needs of the mixing process.

Front bowl edge pouring lips can be fabricated in various lengths and at various angles to achieve the best dough transfer needed.



Bulk dry ingredient openings can be slide gate or butterfly style as desired.

Liquid ingredient inlets of all sizes can be added to suit. ▼



Manual Ingredient inlet openings can be designed and fabricated to meet your exact needs.



Bowl overtilt angles can be from 90 to 160 degrees to accommodate your exact needs.



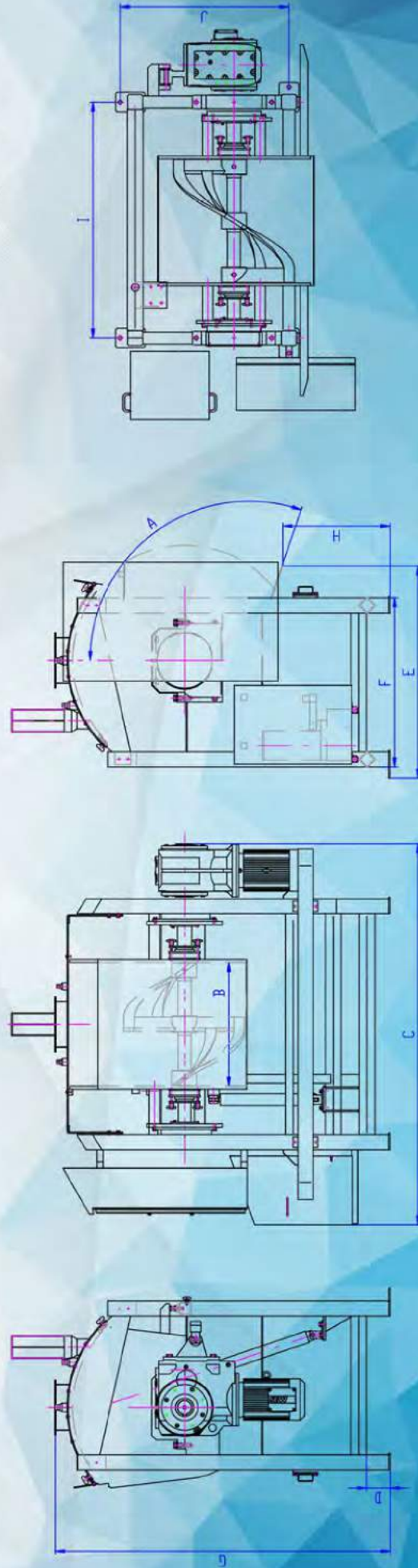
toposmondial.com
600 Queen St. Pottstown, PA, USA - +1.610.970.2270

TOPOS SINGLE SIGMA MIXER SPECIFICATIONS

Model	Dough* Capacity		Working Volume	Max Volume	Power	Speed Range	Tilt Angle A	B	C	D	E	F	G	H	I	J
	lbs	gal														
THM-03OT	800	130	200	164	18/24	7-60	109	32 1/2	99	4	55 1/2	44	87 1/2	28	62 1/2	44
THM-05OT	1300	200	251	251	30/40	7-60	109	40	103	4	57	44 1/2	87 1/2	33 1/2	71 1/2	44
THM-06OT	1600	230	300	283	37/50	7-60	109	40	103	4	58 1/2	48 1/2	89 1/2	52 1/2	65	48 1/2
THM-07OT	2100	300	347	347	45/60	7-60	109	50	104 1/2	4	56 1/2	49	103 1/2	38	75	49
THM-08OT	2400	350	411	411	56/75	7-60	109	56	119	4	60 1/2	51	107 1/2	39	81	51
THM-09OT	2800	410	498	498	75/100	7-60	109	56	119	4	64 1/2	53 1/2	113 1/2	39 1/2	81	53 1/2
THM-10OT	3400	500	587	587	93/125	7-60	109	67	132 1/2	4	64 1/2	53 1/2	113 1/2	39 1/2	92	53 1/2

Note: Mixing capacity is based on typical wire-cut cookie dough

Note: Electrical starter enclosures dimension are subject to motor horsepower and voltage



Model	Dough* Capacity		Working Volume	Max Volume	Power	Speed Range	Tilt Angle A	B	C	D	E	F	G	H	I	J
	kg	liters														
THM-03OT	320	500	200	620	18/24	7-60	109	820	2520	100	1410	1120	2222	710	1584	1120
THM-05OT	590	780	251	950	30/40	7-60	109	1016	2615	100	1450	1120	2222	856	1810	1120
THM-06OT	725	880	300	1070	37/50	7-60	109	1016	2615	100	1490	1235	2278	1335	1650	1235
THM-07OT	950	1178	347	1314	45/60	7-60	109	1270	2651	100	1429	1245	2624	959	1904	1245
THM-08OT	1090	1348	411	1555	56/75	7-60	109	1422	3017	100	1539	1295	2725	988	2056	1295
THM-09OT	1270	1583	498	1886	75/100	7-60	109	1422	3017	100	1636	1355	2881	1001	2056	1355
THM-10OT	1540	1943	587	2223	93/125	7-60	109	1702	3361	100	1636	1355	2881	1001	2336	1355



toposmondial.com
 600 Queen St. Pottstown, PA, USA - +1.610.970.2270